



BUTT CUT –
FASCINATING END-GRAIN VENEER IN SHEETS

SCHORN & GROH

Butt Cut is razor-thin end-grain veneer cut from fine wood. Its fascinating appearance is created by joining together many small pieces of veneer. End-grain wood has a special rustic and natural character. It is obtained by cross-cutting the tree trunk rather than cutting it length-wise. When this technique is used, the annual rings form highly decorative circular patterns.

Butt Cut offers many advantages over solid end-grain wood. The small thickness of the veneer takes the tension out of the cross-cut wood while the fleece on the back lends additional stability. Butt Cut is easy to work with. When handled properly, the product shows no trace of glue bleed-through, warping or distortion.

The optional coating of melamine protects the wood from moisture. Many designs are possible with Butt Cut. We currently offer sixteen different designs in practical sheets.





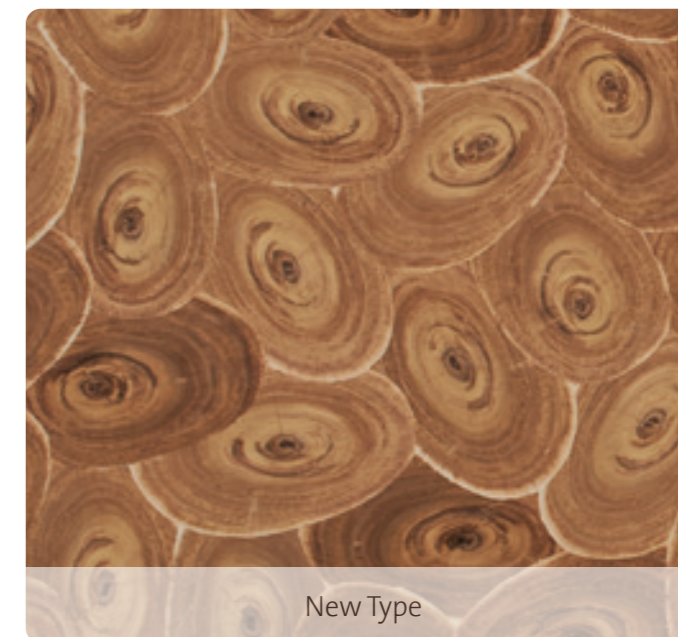
DESIGN OVERVIEW

You can order Butt Cut starting from just one sheet. 16 exciting designs in standard dimensions of 2,600 mm x 1,250 mm and with a sheet thickness of +/- 0.7 mm are currently available.


The pictures shown are only exemplary illustrations / type samples of the individual veneers. Colors and grains per sheet may vary. Small knots and burls are a sign of the authentic real wood surface. Pictures of the entire sheet are available online.




Black Shields




New Type



Triangle



Leherya



Woodpile



Half Moon

DESIGN OVERVIEW



Satin Stone



Satin Sun



Wood Stone




Natural Oak



Oak Circle



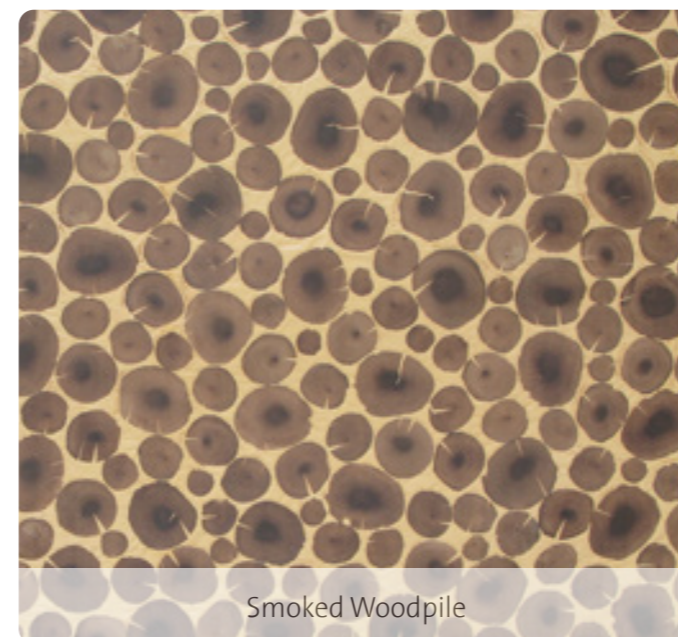
Smoked Rough Oak



Moon Heart



Beech Flower



Smoked Woodpile



White Woodpile



BLACK SHIELDS



Detail image


Type: Smoked Larch
 Standard size: 2,600 mm x 1,250 mm
 Thickness: +/- 0.7 mm

Segment size:  approx. 17 x 17 x 25 cm

The veneers shown are only examples.
 Color and grain may vary.



NEW TYPE



Detail image


Type: Mutenyé
 Standard size: 2,600 mm x 1,250 mm
 Thickness: +/- 0.7 mm

Segment size:  approx. 34 x 22 cm

The veneers shown are only examples.
 Color and grain may vary.




TRIANGLE



Detail image


Type: Smoked European Oak
Standard size: 2,600 mm x 1,250 mm
Thickness: +/- 0.7 mm

Segment size:  approx. 18 x 24 x 30 cm

The veneers shown are only examples.
Color and grain may vary.



LEHERIYA



Detail image


Type: Black Walnut
Standard size: 2,600 mm x 1,250 mm
Thickness: +/- 0.7 mm

Segment size:  approx. 42 x 37 cm

The veneers shown are only examples.
Color and grain may vary.



WOOD PILE




Type: Swiss Pearwood
Standard size: 2,600 mm x 1,250 mm
Thickness: +/- 0.7 mm

Segment size: ○ approx. 5 - 15 cm

The veneers shown are only examples.
Color and grain may vary.



HALF MOON



Type: Smoked Larch
Standard size: 2,600 mm x 1,250 mm
Thickness: +/- 0.7 mm

Segment size: ○ approx. 43 x 38 cm

The veneers shown are only examples.
Color and grain may vary.




WOOD STONE




Detail image


Type: Smoked Larch
Standard size: 2,600 mm x 1,250 mm
Thickness: +/- 0.7 mm

Segment size:  approx. 17 x 17 x 25 cm

The veneers shown are only examples.
Color and grain may vary.



NATURAL OAK



Detail image


Type: European Oak
Standard size: 2,600 mm x 1,250 mm
Thickness: +/- 0.7 mm

Segment size:  approx. 12 x 12 cm

The veneers shown are only examples.
Color and grain may vary.




MOON HEART

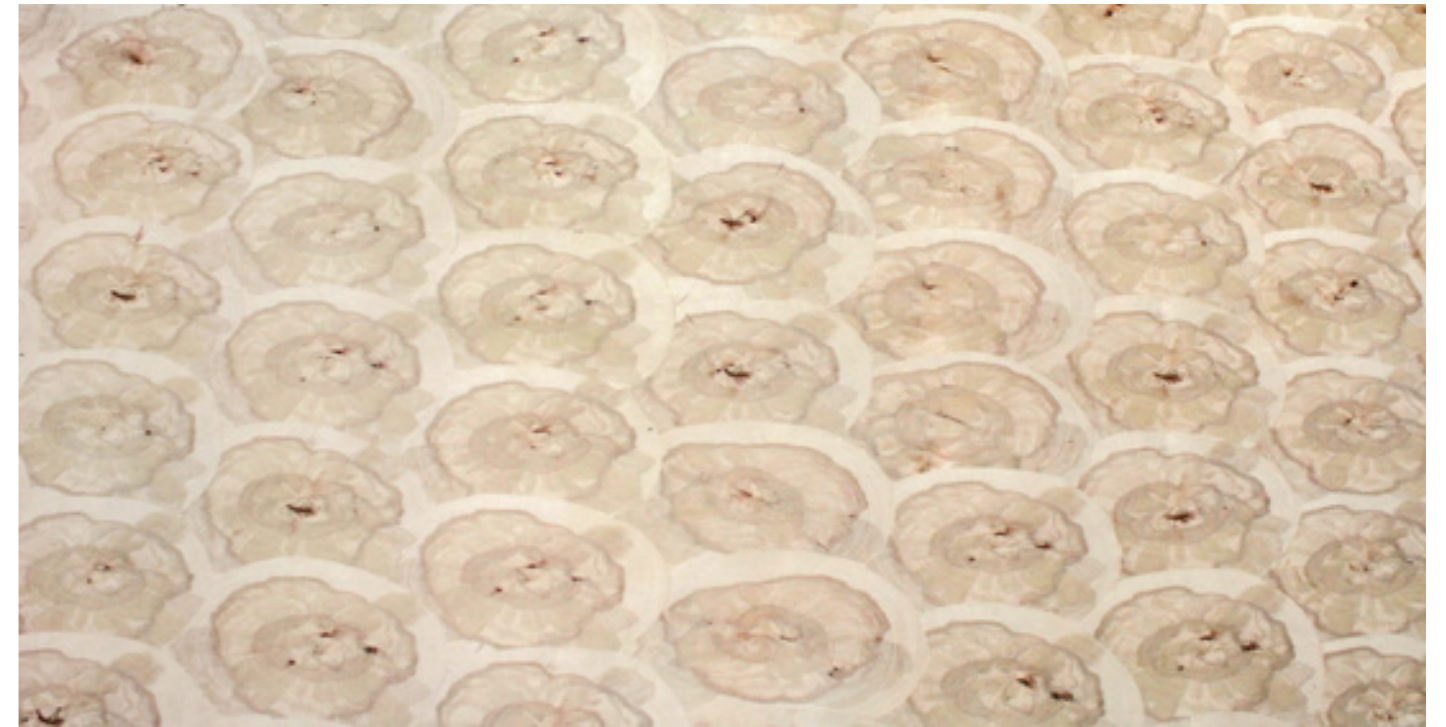


Detail image

Type: Hearted Beech
Standard size: 2,600 mm x 1,250 mm
Thickness: +/- 0.7 mm

Segment size:  approx. 18 x 20 x 28 cm

The veneers shown are only examples.
Color and grain may vary.



BEECH FLOWER



Detail image


Type: Hearted Beech
Standard size: 2,600 mm x 1,250 mm
Thickness: +/- 0.7 mm

Segment size:  approx. 35 x 20 cm

The veneers shown are only examples.
Color and grain may vary.




SATIN STONE

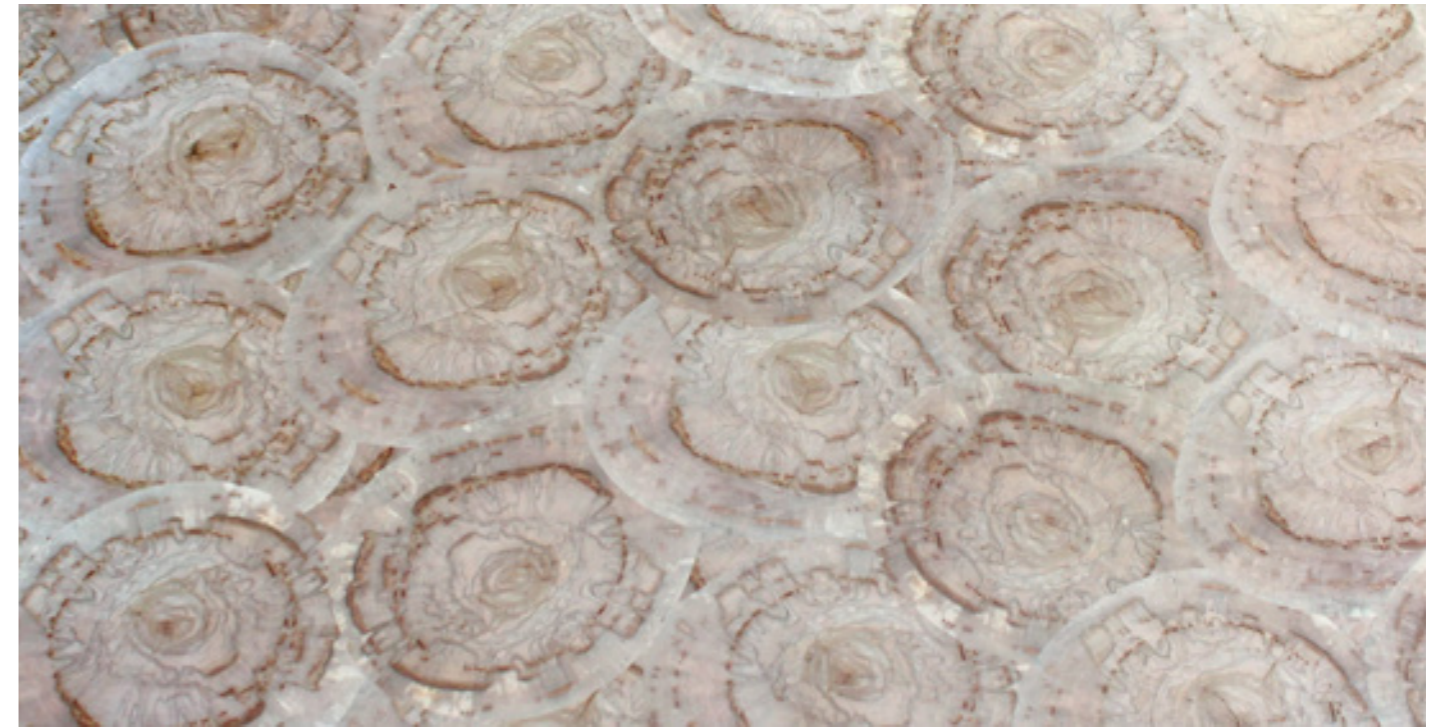


Detail image

Type: Satin Walnut
Standard size: 2,600 mm x 1,250 mm
Thickness: +/- 0.7 mm

Segment size:  approx. 23 x 23 x 40 cm

The veneers shown are only examples.
Color and grain may vary.



SATIN SUN



Detail image

Type: Satin Walnut
Standard size: 2,600 mm x 1,250 mm
Thickness: +/- 0.7 mm

Segment size:  approx. 48 x 36 cm

The veneers shown are only examples.
Color and grain may vary.



OAK CIRCLE



Detail image


Type: European Oak
Standard size: 2,600 mm x 1,250 mm
Thickness: +/- 0.7 mm

Segment size: ○ approx. 75 x 45 cm


The veneers shown are only examples.
Color and grain may vary.



Table in design Half Moon



Wing door in design Leheriya



Dining table in design Half Moon







KNOWN WORLDWIDE

Schorn & Groh has been a leading player in the market for high-quality veneers since 1961. We offer more than 140 wood species, as raw veneers, spliced veneers or fleece-backed veneers. Over 1300 cbm of lumber in domestic, modified and exotic species – often from the same growing areas as the veneers – complete our product range.

When purchasing our raw material, we carefully select the right logs and burls and place the greatest value on sustainable forestry.

In Eschelbronn in southern Germany, we produce veneer sheets according to customer requirements, which are cut to size and matched, fleece-backed, sanded, plaited, lasered and pre-lacquered.

You can learn more about Schorn & Groh at www.sg-veneers.com.



SCHORN & GROH

Schorn & Groh GmbH
Printzstraße 15-17
D-76139 Karlsruhe
Phone +49 721 962450
team@sg-veneers.com
www.sg-veneers.com